



## Gridline 24 Corrosive Resistant

Exposed 24mm grid system for higher humidity environments.

## Key Features

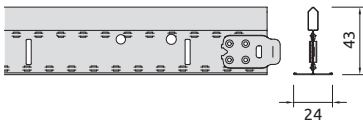
- Special paint finish, stainless steel Main Runner and Cross Tee clips for enhanced corrosion resistance
- Durability Class C (EN 13964)
- Ideal for high humidity areas

## Physical Data

- Material: galvanised steel with additional protective treatment
- Surface finish: baked polyester paint
- Colour: Global White,

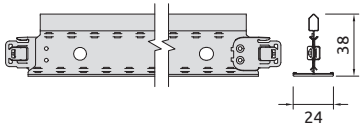


### Gridline 24 Corrosive Resistant Universal peak form Main Runner with SureLock Clip (Bulb-to-Bulb Connection)



Item No.	Dimensions (mm)			Content/Carton		Weight/Carton	Cartons/Pallet
	Length	Width	Height	pcs	lm	Kg	
BPGMR243600CR	3600	24	43	20	72	21.00	30

### Gridline 24 Corrosive Resistant Cross Tees (Stab System, Butt Cutt)



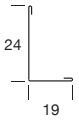
#### Cross Tees Slotted

BPGXTB241200CR	1200	24	38	60	72	18.20	72
----------------	------	----	----	----	----	-------	----

#### Cross Tees Unslotted

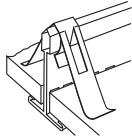
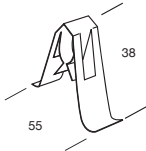
BPGXTB24600CR	600	24	38	60	36	10	144
---------------	-----	----	----	----	----	----	-----

## Perimeter Solution



Item No.	Description	Dimensions (mm)		Standard Colours
		Length	Height	Global White
T 1924 LD	Corrosive resistant perimeter angle	3050	24	•

## Accessories



**A CR7890**  
Universal retaining clip

## Sustainability



25



A+



EN 13964  
E1

## Fire Reaction



Euroclass A1  
EN 13501-1

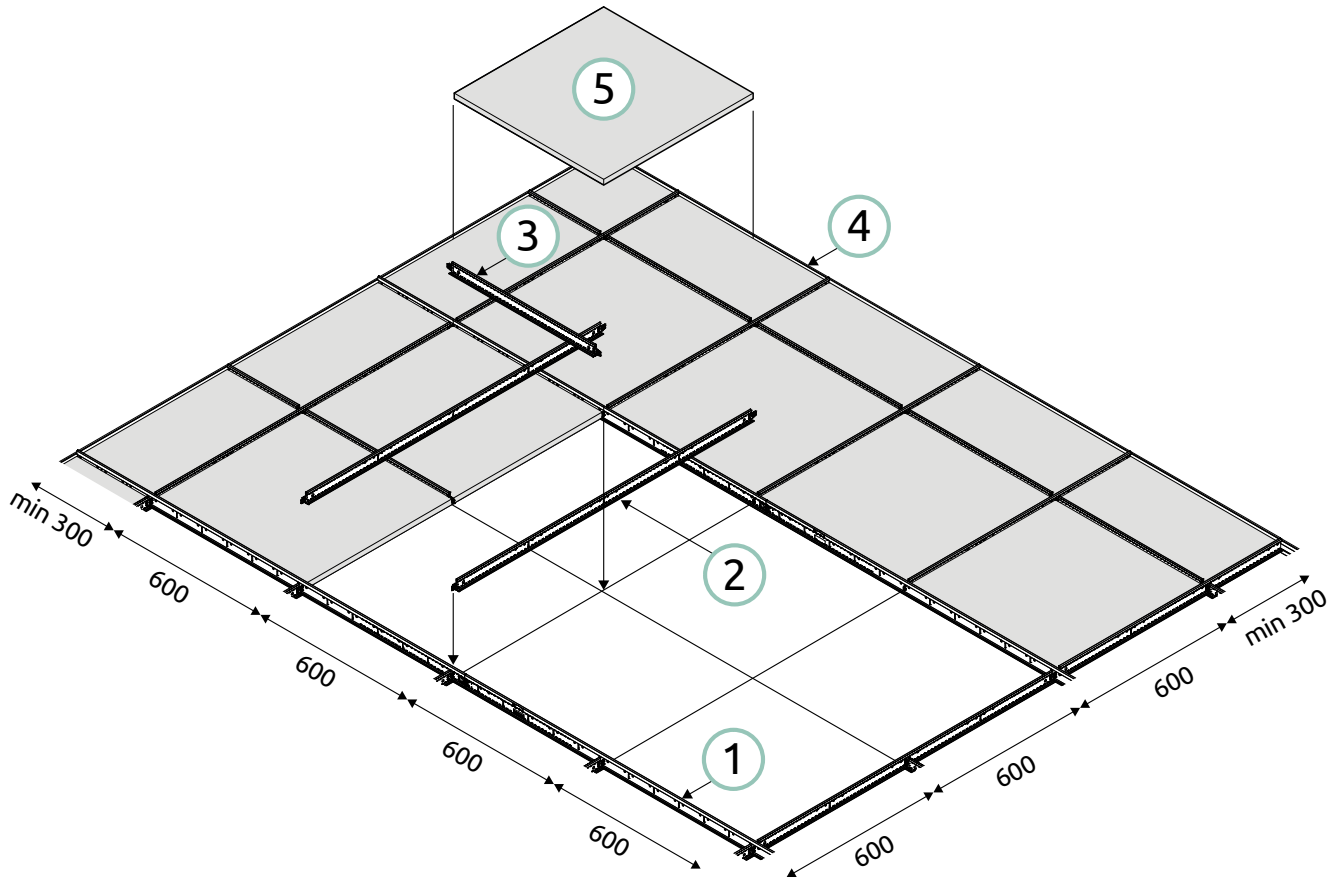
## Performances & Features



**30 Year**  
System  
Guarantee

## System Drawing

Standard lay-in installation of 24 mm exposed suspension system for Tegular24 tiles and specific Board tiles.



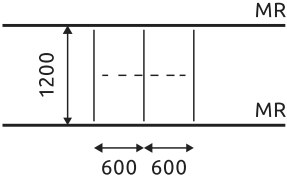
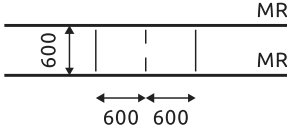
Main Runner Centres	Hanger Centres	Quantities required per 1m <sup>2</sup> (no waste included)			5 Tiles
		1 Main Runner	2 Cross Tee 1200mm	3 Cross Tee 600mm	
1200 mm	1200 mm	0.84 lm	1.67 lm	–	1200 x 600 mm 1.39 pcs
600 mm	1200 mm	1.67 lm	–	0.84 lm	
1200 mm	1200 mm	0.84 lm	1.67 lm	0.84 lm	600 x 600 mm 2.78 pcs
600 mm	1200 mm	1.67 lm	–	1.67 lm	

The chart is for general guidance only.

4 Perimeter trim approx. 0.70 lm/m<sup>2</sup>

## Grid Load Capacities

The following table gives the maximum permitted hanger distance (mm) along the peak form Main Runner for the tile weights and Main Runner spacings noted.

Gridline 24 Main Runner – BPGMR243600CR		
Main Runner Centres (mm)	1200	600
Cross Tee(s)	BPGXTB241200CR BPGXTB24600CR	BPGXTB24600CR
Configuration (Main Runner horizontal)		
Weight of Ceiling Tile (kg/m <sup>2</sup> )		
2.5 kg/m <sup>2</sup>	1900	2100
3.0 kg/m <sup>2</sup>	1800	2100
3.5 kg/m <sup>2</sup>	1750	2100
4.0 kg/m <sup>2</sup>	1700	2100
5.0 kg/m <sup>2</sup>	1600	2000
5.5 kg/m <sup>2</sup>	1550	1950
6.0 kg/m <sup>2</sup>	1500	1900
7.0 kg/m <sup>2</sup>	1450	1800
8.5 kg/m <sup>2</sup>	1300	1700
10.5 kg/m <sup>2</sup>	1200	1600
13.0 kg/m <sup>2</sup>	1050	1500
14.0 kg/m <sup>2</sup>	1000	1450

- // Values in the above table conform to Class 1 as defined in EN 13964:2014 table 6. For other classes/deflection limits please contact your local Zentia Technical Team
- // Values are determined from laboratory tests methods in accordance with EN 13964:2014 clause 5
- // Values are applicable for 600 x 600 mm tiles assuming that the maximum deflection of the grid is L/500 but not greater than 4 mm (L=span)
- // No additional applied loads such as luminaires, air diffusers, smoke detectors, sprinklers, hanging signs etc. are permitted
- // No overlays such as mineral wool or fibre glass quilts, as may be required for enhanced acoustic, fire or thermal performance, are permitted unless their full weight is established and included, together with the weight of the tile, within the appropriate weight groups

If you would like to order a sample or have any queries about this product please contact our Technical Sales Team on **0800 371 849** or email [enquiries@zentia.com](mailto:enquiries@zentia.com)

TDS 175.1.01.24